



# Retreat Meet



Retreat Meet creates the ideal space for group collaboration and video conferencing.

Soft, upholstered walls create a comfortable “retreat” in open-plan offices. So you can break away for more productive group work at sitting or standing-height.





# Retreat Meet

## Lighting

### FEATURES

#### Dimensions

1800H Standing height settings +

1350H Sitting height settings available

Fully upholstered screens with foam backing in 1370W+ fabric of your choice.

Optional hook over magnetic porcelain centre whiteboard with forever surface guarantee and pen tray

Integrated worktop power/Data options include Echo Duo (P1), Connect Me (P2) and Connect Us (P3)

40-43" TVs can be mounted to the panels above the worktop on 1350H settings and on 1800H settings with TV Cable Management Kits. Up to a 55" TV can be used on 1800H settings without TV Cable Management Kits

Optional TV cable management kits for taking cables up to the TV or down from the ceiling on 1800H settings only

Optional planter box or seating to the outside of the panels

Adjustable levelling glides

Seismic anchor available

100% designed and made in New Zealand

ISO14001

10 year warranty

6-8 week lead time



**Retreat Meet 1800H Leaner with Powerblade and Connect Us power**  
(RM-18-L-E-P3)



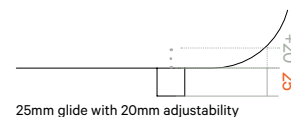
**Retreat Meet 1350H Table + Freestanding Planter wall**  
(RM-13-T-E-P2 + RM-13-P-E)



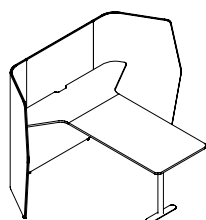
**Retreat Meet 1800H with optional whiteboard**

# Retreat Meet

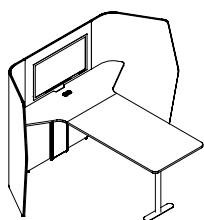
## Standing Height



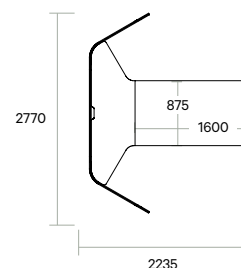
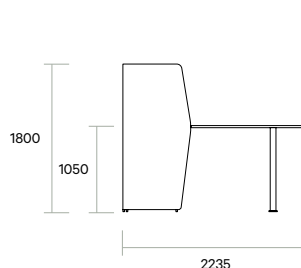
**Glide detail**



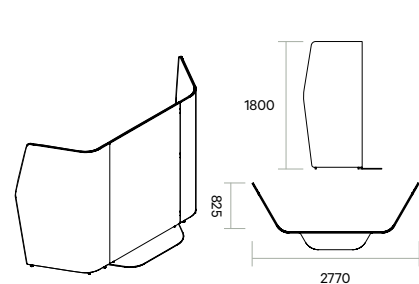
RM-18-L-E



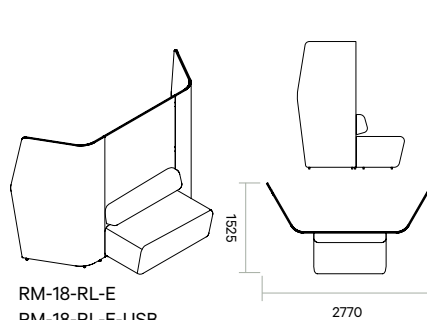
RM-18-L-E-P1



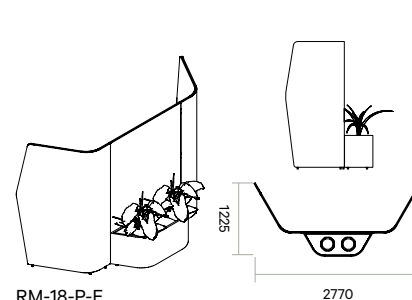
### Retreat Meet 1800H - with or without powerblade below worktop



RM-18-F-E

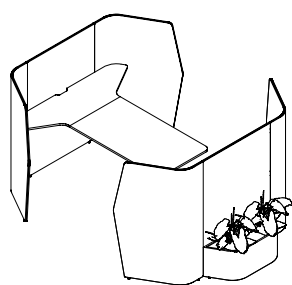


RM-18-RL-E  
RM-18-RL-E-USB

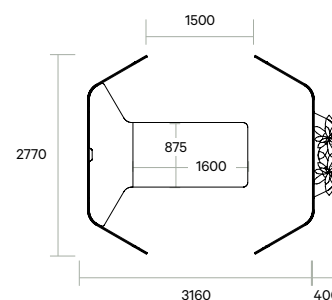
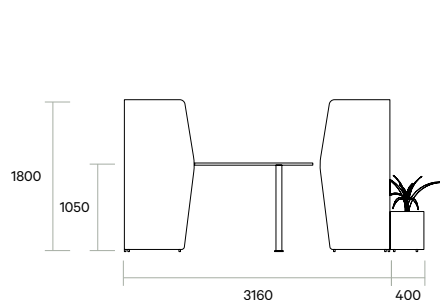


RM-18-P-E

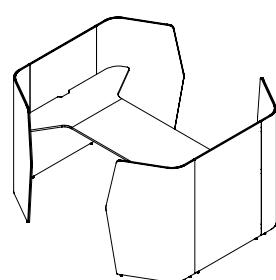
### Retreat Meet 1800H freestanding walls with Foot, Retreat Lounge or Planter



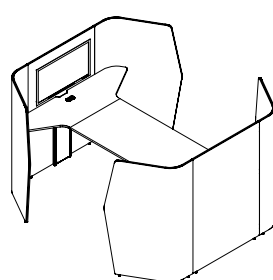
RM-18-L-E(-PB) + RM-18-P-E



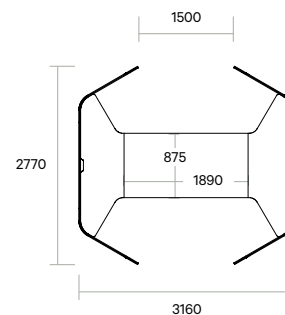
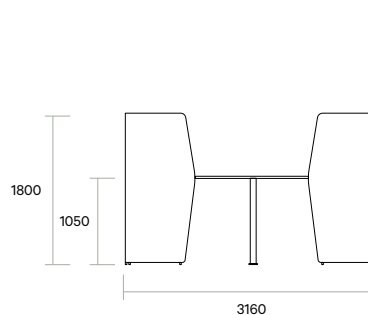
### Retreat Meet 1800H + Freestanding Wall with Planter



RM-18-FL-E



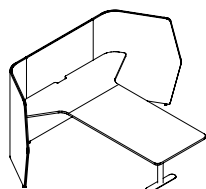
RM-18-FL-E-P1



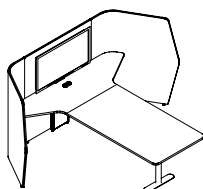
### Retreat Meet 1800H with leaner fixed to both walls - with or without powerblade below worktop

# Retreat Meet

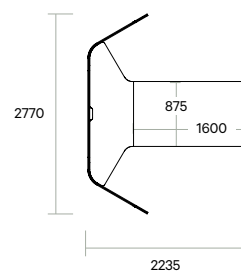
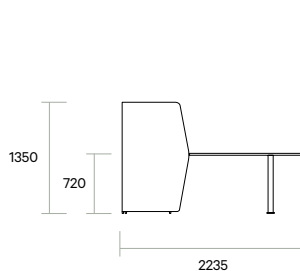
## Sitting Height



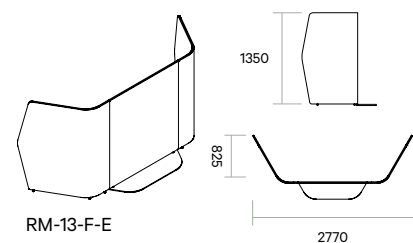
RM-13-T-E



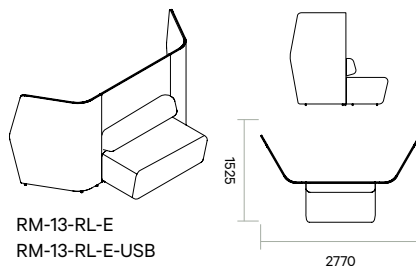
RM-13-T-E-P1



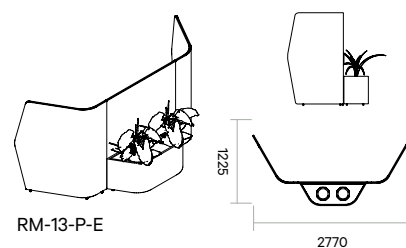
### Retreat Meet 1350H - with or without powerblade below worktop



RM-13-F-E

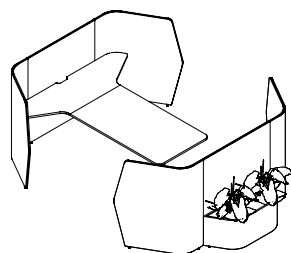


RM-13-RL-E  
RM-13-RL-E-USB

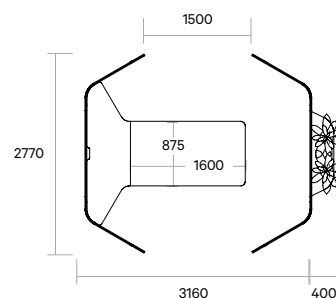
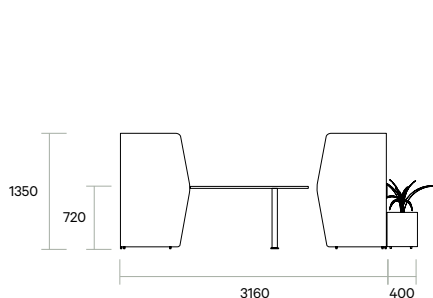


RM-13-P-E

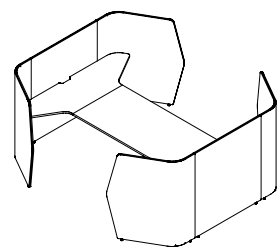
### Retreat Meet 1350H Freestanding Walls with Foot, Planter or Retreat Lounge



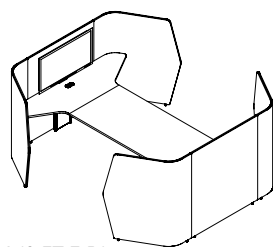
RM-13-T-E + RM-13-P-E



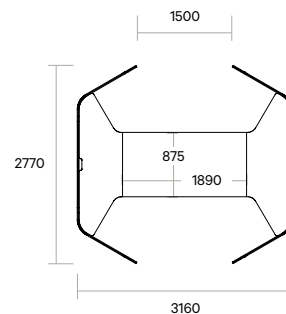
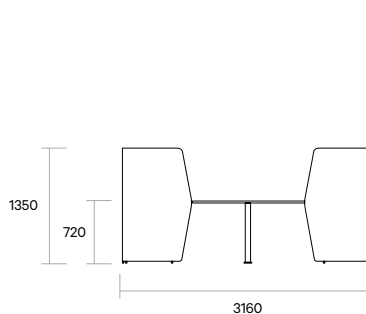
### Retreat Meet 1350H + Freestanding Wall with Planter



RM-13-FT-E



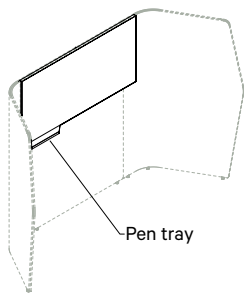
RM-13-FT-E-P1



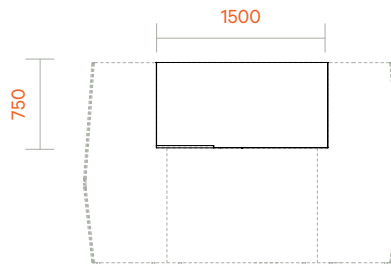
### Retreat Meet 1350H with leaner fixed to both walls - with or without powerblade below worktop

# Retreat Meet

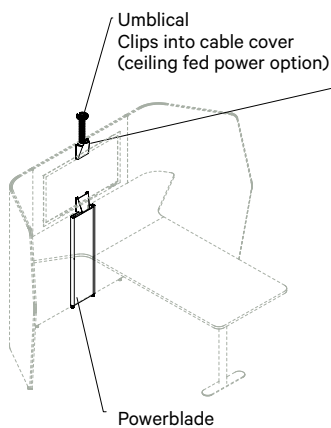
## Add ons



RM-WB

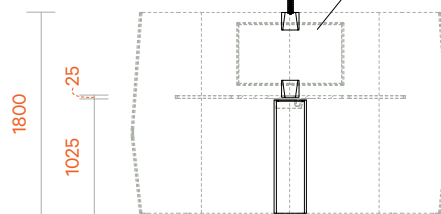


### Retreat Meet hookover magnetic Point whiteboard with pen tray

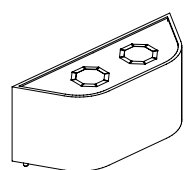


TV Cable Management Kits  
CCS - Single Cable cover to bottom of TV only  
CCD - Double cover cover to top and bottom of TV

40-43" TV can be used with cable management kits on 1800H settings

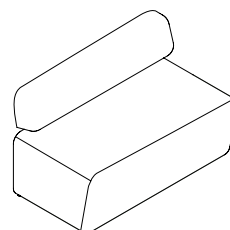
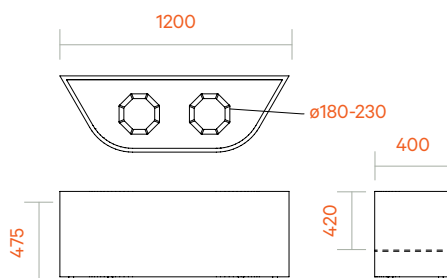


### Retreat Meet Powerblade + TV Cable Management Kit



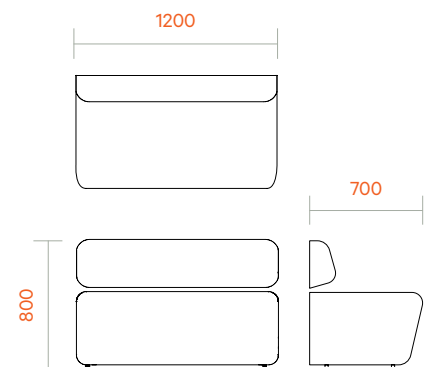
RM-PL

Can be added to the outside of Retreat Meet Walls



RLM-NB-1200

RLM-NB-1200-USB



Can be added to the outside of Retreat Meet Walls

### Retreat Meet metal planter

### Retreat Lounge Modular Seat + Lumbar - Optional USB point in seat



# Retreat Meet

## Integrated Worktop Power



Echo Duo - Power / USB A+C

Echo Duo - Power / Wireless

Available with 1x Echo power outlet and with a mix of either:  
 1x Echo USB A+C / 1x Wireless charging /  
 1x grommet for pulling through cables

### P1 - Echo Duo



Connect Me 2 - closed lid

Connect Me 2 - opened lid

Connect US - closed lid

Connect US - opened lid

2x Power outlet, 2x Data provision and AV/USB tiles if required

4x Power outlets, 2x Twin data holes and space for AV/USB tiles if required or fast charge USB A+C

### P2 - Connect Me 2

### P3 - Connect US



VGA socket

HDMI

3.5 or 6.5 stereo jack

Mini XLR 3 or 4 microphone jack

USB

RCA socket

AV/data for Connect Me / Connect US modules



# Retreat Meet

## Cable Management

### FEATURES

#### Cable cutout on table top - scallop

Allows underdesk cables to reach desktop. Included in all Meet settings.

#### Powerblade

Provided on those settings where power is required at the worktop for integrated power or TVs. Not included in basic settings.

#### Undertop Cable Sling

Provides streamlined cable management for cables underneath the desktop. Included in all Meet settings with powerblade and integrated power. Optional extra for all other Meet settings. Not included in basic model.

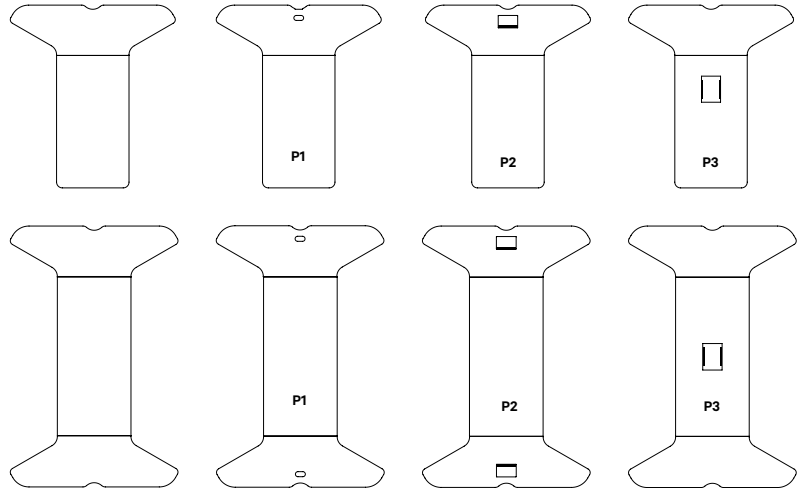
Additional Power outlets can also be mounted to the underside of the desktop for plugging in TV's and other technology

#### TV Cable Management Kits

An additional item when 40-43" TVs are to be mounted to the panels on 1800H leaner settings only.

CCS - Single Cable Covers - Takes cables up from underneath top to TV

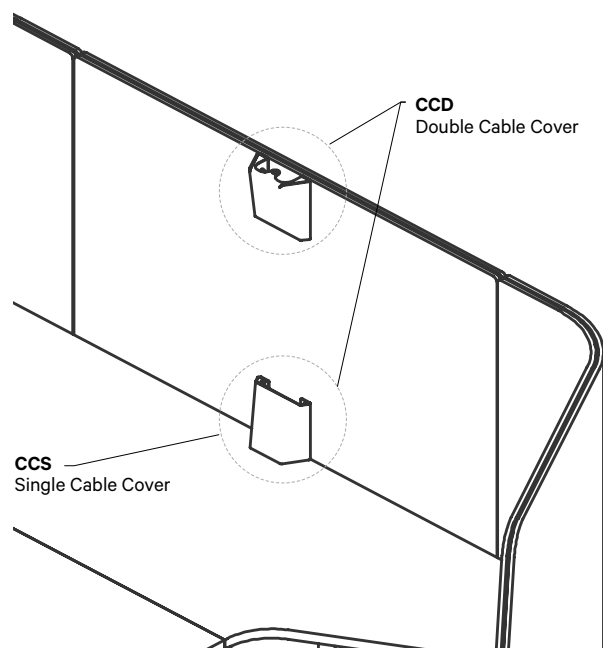
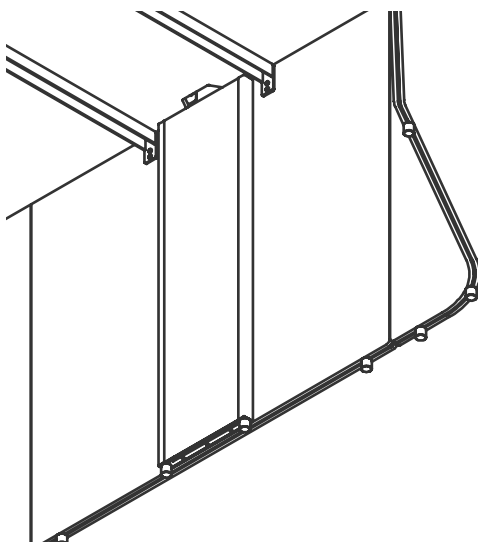
CCD - Double Cable Cover - Takes cables down from umbilical behind TV and then underneath top. Cirqlate umbilical clips into top cable cover.



### Worktop Scallop + Intergated Power Options



### Undertop Cable Sling

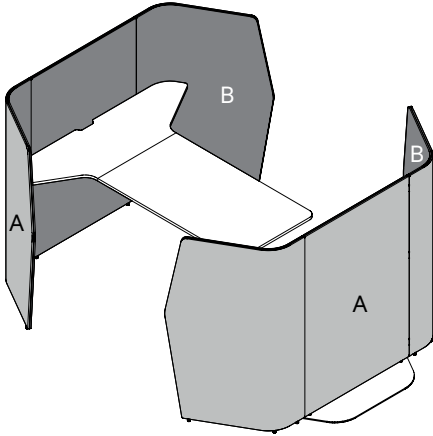


PB - Edge Powerblade

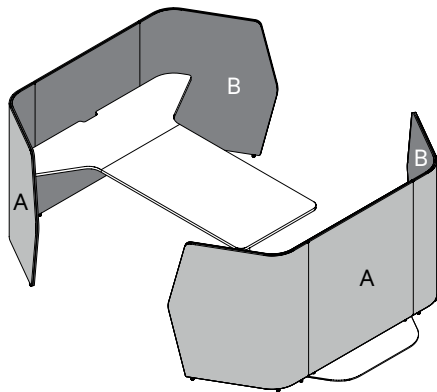
Optional TV Cable Management Kits - CCS or CCD

# Retreat Meet

## Finishes



**Retreat Meet - Leaner**



**Retreat Meet - Table**



Screen outside    Screen inside

### Upholstery Configuration

Note: 1370W+ fabric. Fabric is run up and over on 1800H settings and sideways on 1350H settings. This may effect some fabrics with a pattern.



Satin Black

Satin White


Other standard  
colour

### Powdercoated Table Leg

### 25mm Table Top

- Low pressure laminate
- High pressure laminate
- Veneer
- Solid Timber
- Plywood





**vidak.co.nz**

**Auckland**

66 Lady Ruby Drive  
East Tamaki, Auckland 2013  
PO Box 58820 Botany  
Auckland 2163  
New Zealand

T +64 9 273 0033

E [sales@vidak.co.nz](mailto:sales@vidak.co.nz)

**Wellington**

303 Willis Street  
Te Aro, Wellington 6011  
PO Box 9171  
Wellington 6011  
New Zealand

T +64 4 802 4615

E [sales@vidak.co.nz](mailto:sales@vidak.co.nz)

**Australia**

Ownworld Sydney & Melbourne  
ECF Melbourne

