



# Shift Table





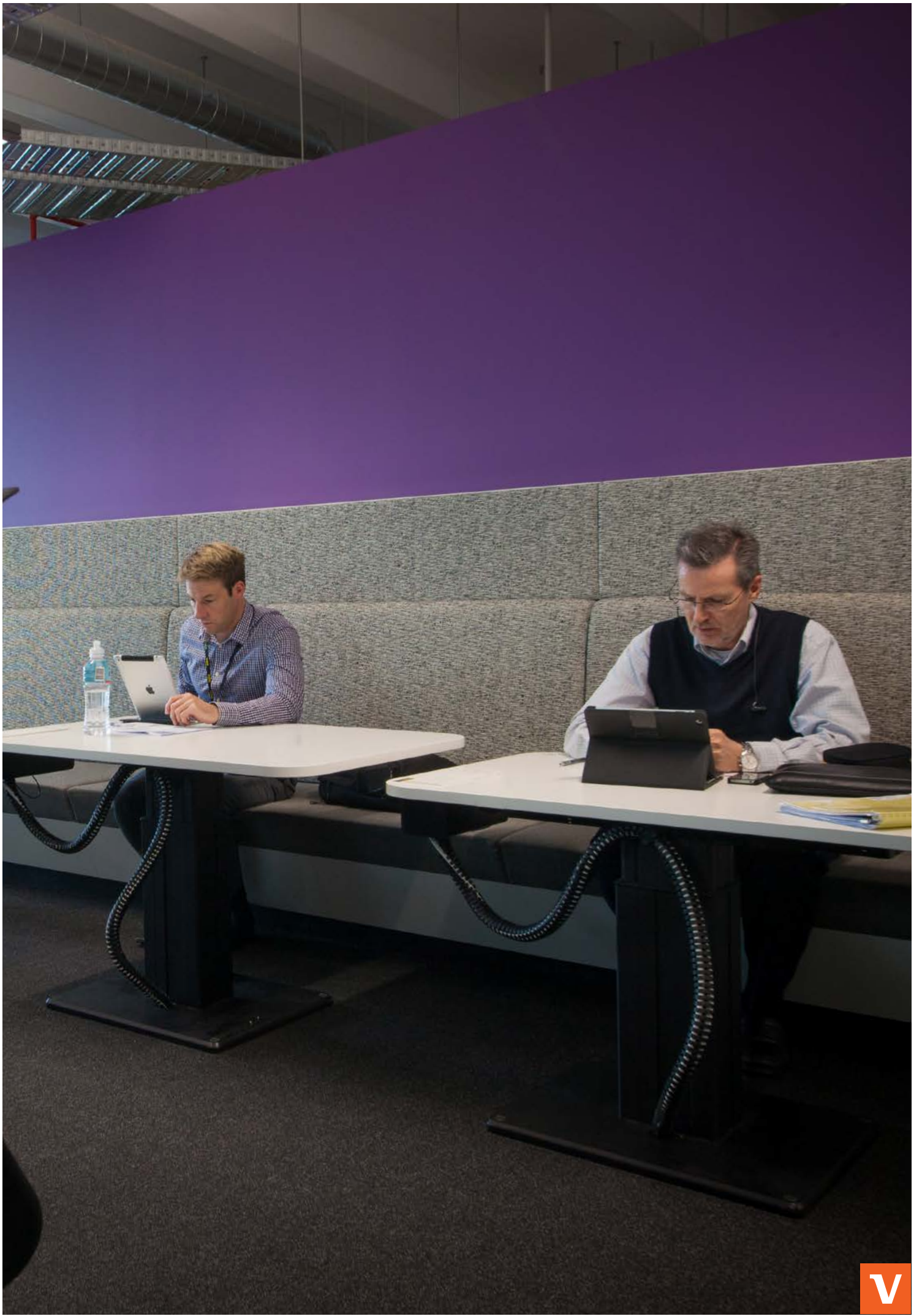




Shift tables enhance your workplace experience, encouraging breakaway or collaborative work by offering vertical and lateral movement to support ergonomic positioning.

These tables were the first of their type designed in New Zealand to facilitate collaboration in agile workspaces.





# Shift Table

We were challenged by a client to design a table solution that would work with soft seating destinations in shared collaborative zones in a new Activity Based Working environment. It needed to provide a connected and ergonomic working platform that worked as an alternative single or shared work point. The system also needed to work for varying top shapes and sizes.

Since its initial development, Shift has been further enhanced to become a better alternative work point solution. Shift-Split is the latest addition, enabling booth seating to be more user friendly and ergonomic. When the tabletop is closed you have easy access to the seating on both sides. Once users are seated you can pull the table top towards you to work comfortably and gain access to power and data.

## **Ergonomics**

Shift needed to adjust in height as well as adjust laterally 4 ways while not moving from a fixed location. The requirement came from the user... "if I am expected to work away from my workstation, I need to be able to work comfortably". So our team set out to design, test and work with our supply chain to solve this need.

A simple flush mounted electronic button lets you adjust the height of the table to suit you, from 620-820mm.

The tabletop can then be simply pulled towards you once seated to bring the worksurface closer to suit you. The top can then be pushed away from you to allow you ample room to exit your seat.

## **Connectivity**

Shift includes power and data/usb connectivity at the work surface, easily accessible and usable by anyone with any mobile device. Without this, ergonomic or not, Shift couldn't support an Activity Based Working environment. Supporting the devices that enable the workforce to be mobile in the workplace is crucial.

Shift has full cable management from floor to moving tabletop. A smart 16mm spacer plate is fitted below the base plate to allow for cables to be brought from the floor in any position under the plate, which is bolted to the floor. The cables are then fed up through a metal shroud which conceals them. A small and extremely flexible cable snake is fitted from the shroud to the tabletop and out to the power box shroud.




















# Shift Table

## FEATURES

### Configurations

- Shift Single (rectangle) - 1200W x 850D
- Shift Duo (square) - 1200W x 1200D
- Shift Split - 1200W x 900-1300D

### Simple ergonomics

A simple flush mounted electronic up and down button lets you adjust the height of the table to suit you once seated. Height adjustment ranges from 620-820mm.

### Horizontal adjustment

- Shift Single  
300mm horizontal movement in one direction
- Shift Duo  
300mm horizontal movement in two directions
- Shift Split  
200mm horizontal movement in each direction

### Top + base

Table tops are 25mm HPL or LPL with matching square ABS edges in a standard colour of your choice with 60mm radius corners. The base is a silver anodised aluminium leg inner with a powdercoated cable management shroud. The table base is fixed to the floor.

### Connectivity

Shift provides easily accesible double power and optional data/USB connection at the table top with a mini flip power box.

### Cable management

Shift provides full cable management from the floor to the moving table top. A smart 16mm spacer plate is fitted below the base plate to allow for cables to be brought from the floor in any position under the plate. The cables are then fed up through a metal shroud concealing the cables. A small extremely flexible cable snake is fitted from the shroud to the table top and out to the power box shroud.



Shift Single



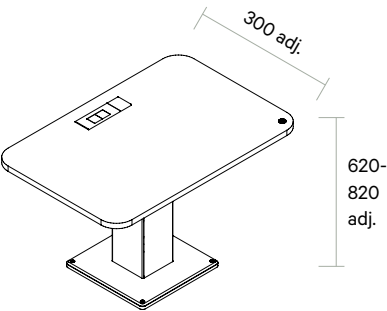
Shift Duo



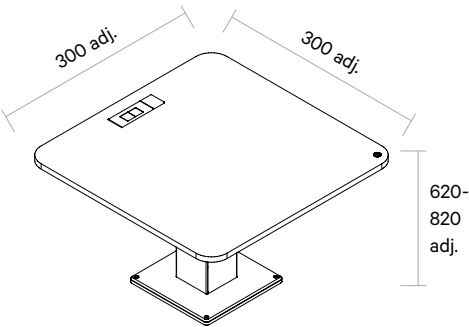
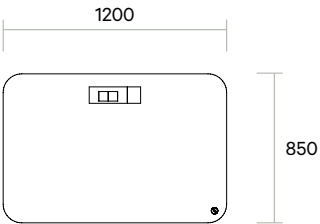
Shift Split

# Shift

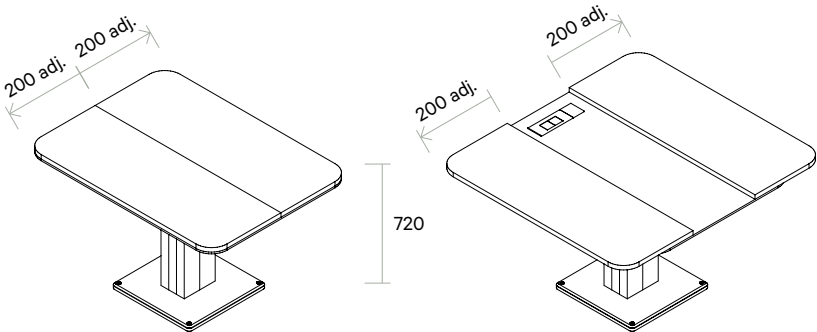
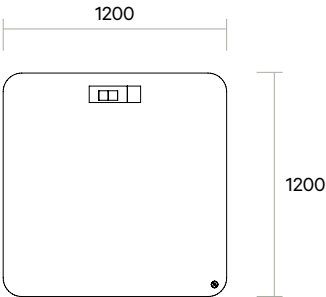
## Table options



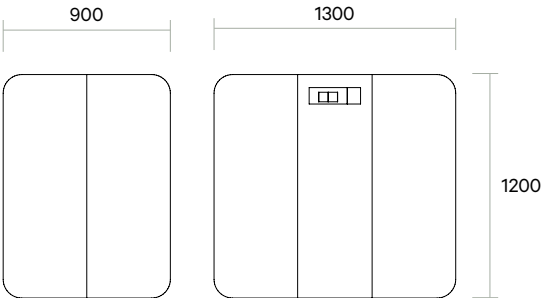
Shift Single



Shift Duo




Shift Split

















**vidak.co.nz**

**Auckland**

66 Lady Ruby Drive  
East Tamaki, Auckland 2013  
PO Box 58820 Botany  
Auckland 2163  
New Zealand

**T** +64 9 273 0033

**E** [sales@vidak.co.nz](mailto:sales@vidak.co.nz)

**Wellington**

303 Willis Street  
Te Aro, Wellington 6011  
PO Box 9171  
Wellington 6011  
New Zealand

**T** +64 4 802 4615

**E** [sales@vidak.co.nz](mailto:sales@vidak.co.nz)

**Australia**

Ownworld Sydney & Melbourne  
ECF Melbourne

